






Other cover colors available:

7031 (Green)	
7057 (Blue)	
7096 (Yellow)	

GST® II General Service Hose

Series 7031(R) (Green), Series 7057 (Blue), Series 7092 (Red), Series 7093 (Black), and Series 7096 (Yellow)

GST® II hose is a versatile general purpose hose designed to handle air, mild chemicals and water. The hose construction incorporates a tube that is compatible with light oil mists found in air tool lubricating systems, and the multiple plies of textile reinforcement provide flexibility. The cover is resistant to abrasion, heat and ozone, and is available in multiple standard colors for color-coded identification.

NOTE: Do not with use with oil or refined fuel.

Tube:	Black EPDM; ARPM Class C oil resistance
Reinforcement:	Multiple textile plies
Cover:	Black, blue, green, red, yellow EPDM; smooth finish
Temp. Range:	-40°F to +212°F (-40°C to +100°C)
Brand Method:	White ink on black, blue, green, red hose; black ink on yellow hose
Brand Example:	PARKER (SERIES) GST® II (ID) XXX PSI MAX WP MADE IN USA (DATE CODE)
Design Factor:	4:1
Industry Standards:	ARPM Class C oil resistant tube; ARPM IP-7 (7031R only)
Applications:	<ul style="list-style-type: none"> • Air (including oil mist), mild chemicals, water • Agriculture, construction, general industrial
Vacuum:	Not recommended
Compare to:	Boston Bosflex A/W; Gates Adapta Flex; Thermoid Valuflex GS; Veyance Horizon General Purpose
Packaging:	Reels; cartons

(Continued on the following page)

⚠ WARNING! Couplings attached with bands or clamps may reduce the working pressure of the hose assembly to less than the maximum rated working pressure of the hose. [Refer to the NAHAD Industrial Hose Assembly Guidelines.](#)

Series 7031(R), Series 7057, Series 7092, Series 7093, and Series 7096 – GST® II General Service Air & Water Hose (Continued)

Series 7092 (Red) and Series 7093 (Black)

Part Number 7092 or 7093	ID (in)	ID (mm)	Reinf Plies	OD (in)	OD (mm)	Approx Wt (lbs/ft)	Approx Wt (kg/ft)	Min Bend Rad (in)	Min Bend Rad (mm)	Max Rec WP (psi)	Max Rec WP (bar)	Perm Cplg Rec *	Std Pack Qty (ft)	7092 Stock Status **	7093 Stock Status **
-19200	3/16	4.8	2	0.437	11.1	0.07	0.03	2.0	50.8	200	13.8	*	800	N	Y
-19300	3/16	4.8	2	0.437	11.1	0.07	0.03	2.0	50.8	300	20.7	*	800	N	N
-25200	1/4	6.4	2	0.500	12.7	0.09	0.04	2.5	63.5	200	13.8	HY	800	Y	Y
-2520050	1/4	6.4	2	0.500	12.7	0.09	0.04	2.5	63.5	200	13.8	HY	50	Y	N
-25250	1/4	6.4	2	0.508	12.9	0.10	0.05	3.0	76.2	250	17.2	HY	800	N	N
-25300	1/4	6.4	2	0.550	14.0	0.12	0.05	3.3	83.8	300	20.7	HY	800	Y	Y
-2530050	1/4	6.4	2	0.550	14.0	0.12	0.05	3.3	83.8	300	20.7	HY	50	Y	N
-31200	5/16	7.9	2	0.594	15.1	0.12	0.05	3.3	83.8	200	13.8	HY	750	Y	Y
-31300	5/16	7.9	2	0.625	15.9	0.14	0.06	3.5	88.9	300	20.7	HY	750	Y	Y
-3130050	5/16	7.9	2	0.625	15.9	0.14	0.06	3.5	88.9	300	20.7	HY	50	N	N
-38200	3/8	9.5	2	0.656	16.7	0.14	0.06	3.5	88.9	200	13.8	HY	700	Y	Y
-3820050	3/8	9.5	2	0.656	16.7	0.14	0.06	3.5	88.9	200	13.8	HY	50	Y	N
-38250	3/8	9.5	2	0.656	16.7	0.14	0.06	4.0	101.6	250	17.2	HY	700	N	N
-38300	3/8	9.5	2	0.688	17.5	0.16	0.07	4.0	101.6	300	20.7	HY	700	Y	Y
-3830050	3/8	9.5	2	0.688	17.5	0.16	0.07	4.0	101.6	300	20.7	HY	50	Y	N
-50200	1/2	12.7	2	0.813	20.7	0.20	0.09	4.5	114.3	200	13.8	HY	550	Y	Y
-5020050	1/2	12.7	2	0.813	20.7	0.21	0.10	4.5	114.3	200	13.8	HY	50	Y	N
-50250	1/2	12.7	2	0.844	21.4	0.22	0.10	4.5	114.3	250	17.2	HY	550	Y	Y
-50254	1/2	12.7	4	0.860	21.8	0.23	0.10	5.0	127.0	250	17.2	HY	500	N	N
-50304	1/2	12.7	4	0.875	22.2	0.24	0.11	5.0	127.0	300	20.7	HY	500	Y	Y
-5030450	1/2	12.7	4	0.875	22.2	0.24	0.11	5.0	127.0	300	20.7	HY	50	Y	N
-63200	5/8	15.9	2	0.969	24.6	0.24	0.11	5.5	139.7	200	13.8	HY	450	Y	Y
-6320050	5/8	15.9	2	0.969	24.6	0.24	0.11	5.5	139.7	200	13.8	HY	50	Y	Y
-63254	5/8	15.9	4	1.030	26.2	0.32	0.15	6.0	152.4	250	17.2	HY	450	N	N
-63304	5/8	15.9	4	1.062	27.0	0.35	0.16	5.5	139.7	300	20.7	HY	450	Y	Y
-75200	3/4	19.1	2	1.109	28.2	0.32	0.15	6.0	152.4	200	13.8	HY	400	Y	Y
-7520050	3/4	19.1	2	1.109	28.2	0.32	0.15	6.0	152.4	200	13.8	HY	50	Y	Y
-75254	3/4	19.1	4	1.156	29.4	0.37	0.17	6.0	152.4	250	17.2	HY	400	N	N
-7525450	3/4	19.1	4	1.156	29.4	0.37	0.17	6.0	152.4	250	17.2	HY	50	N	N
-75304	3/4	19.1	4	1.156	29.4	0.37	0.17	6.0	152.4	300	20.7	HY	400	Y	Y
-7530450	3/4	19.1	4	1.156	29.4	0.37	0.17	6.0	152.4	300	20.7	HY	50	Y	N
-100200	1	25.4	2	1.406	35.7	0.47	0.21	7.0	177.8	200	13.8	HY	300	Y	Y
-10020050	1	25.4	2	1.406	35.7	0.47	0.21	7.0	177.8	200	13.8	HY	50	Y	Y
-100254	1	25.4	4	1.408	35.8	0.47	0.21	8.0	203.2	250	17.2	HY	300	N	N
-100304	1	25.4	4	1.438	36.5	0.51	0.23	8.0	203.2	300	20.7	HY	300	Y	Y
-10030450	1	25.4	4	1.438	36.5	0.53	0.24	8.0	203.2	300	20.7	HY	50	Y	N

Factory Assemblies: Air, Service Station Air, Jackhammer and Sledgehammer hose assemblies available from stock in popular configurations. Refer to pages 50-52.

* **Couplings:** Refer to CrimpSource at www.safehose.com for coupling recommendations and crimp specifications.

** **Stock:** "Y" indicates stocked item; "N" indicates non-stocked item. Stock status subject to change. Contact Parker Customer Service.

(Continued on the following page)



Series 7031(R), Series 7057, Series 7092, Series 7093, and Series 7096 – GST® II General Service Air & Water Hose (Continued)

Series 7092 (Red) and Series 7093 (Black) (Continued)

Part Number 7092 or 7093	ID (in)	ID (mm)	Reinf Plies	OD (in)	OD (mm)	Approx Wt (lbs/ft)	Approx Wt (kg/ft)	Min Bend Rad (in)	Min Bend Rad (mm)	Max Rec WP (psi)	Max Rec WP (bar)	Perm Cplg Rec *	Std Pack Qty (ft)	7092 Stock Status **	7093 Stock Status **
-125204	1-1/4	31.8	4	1.781	45.2	0.77	0.35	9.0	228.6	200	13.8	HY	250	Y	Y
-150204	1-1/2	38.1	4	2.031	51.6	0.84	0.38	10.0	254.0	200	13.8	43	200	Y	Y
-15020450	1-1/2	38.1	4	2.031	51.6	0.84	0.38	10.0	254.0	200	13.8	43	50	Y	N
-150204100	1-1/2	38.1	4	2.031	51.6	0.84	0.38	10.0	254.0	200	13.8	43	100	Y	N
-200154	2	50.8	4	2.550	64.8	1.13	0.51	14.0	355.6	200	13.8	43	250	Y	Y

Factory Assemblies: Air, Service Station Air, Jackhammer and Sledgehammer hose assemblies available from stock in popular configurations. Refer to pages 50-52.

* **Couplings:** Refer to CrimpSource at www.safehose.com for coupling recommendations and crimp specifications.

** **Stock:** "Y" indicates stocked item; "N" indicates non-stocked item. Stock status subject to change. Contact Parker Customer Service.

Series 7031 / 7031(R) (Green)

7031R meets ARPM IP-7 requirements for Grade R oxygen service in welding applications.

Part Number	ID (in)	ID (mm)	Reinf Plies	OD (in)	OD (mm)	Approx Wt (lbs/ft)	Approx Wt (kg/ft)	Min Bend Rad (in)	Min Bend Rad (mm)	Max Rec WP (psi)	Max Rec WP (bar)	Perm Cplg Rec *	Std Pack Qty (ft)	Stock Status **
7031-50250	1/2	12.7	2	0.844	21.4	0.23	0.10	4.5	114.3	250	17.2	HY	500	Y
7031-75304R	3/4	19.1	4	1.156	29.4	0.37	0.17	6.0	152.4	300	20.7	HY	350	Y
7031-7530450R	3/4	19.1	4	1.156	29.4	0.37	0.17	6.0	152.4	300	20.7	HY	50	Y

* **Couplings:** Refer to CrimpSource at www.safehose.com for coupling recommendations and crimp specifications.

** **Stock:** "Y" indicates stocked item; "N" indicates non-stocked item. Stock status subject to change. Contact Parker Customer Service.

Series 7057 (Blue)

Part Number	ID (in)	ID (mm)	Reinf Plies	OD (in)	OD (mm)	Approx Wt (lbs/ft)	Approx Wt (kg/ft)	Min Bend Rad (in)	Min Bend Rad (mm)	Max Rec WP (psi)	Max Rec WP (bar)	Perm Cplg Rec *	Std Pack Qty (ft)	Stock Status **
7057-50250	1/2	12.7	2	0.844	21.4	0.23	0.10	4.5	114.3	250	17.2	HY	500	Y
7057-75304	3/4	19.1	4	1.156	29.4	0.37	0.17	6.0	152.4	300	20.7	HY	350	Y
7057-7530450	3/4	19.1	4	1.156	29.4	0.37	0.17	6.0	152.4	300	20.7	HY	50	Y

* **Couplings:** Refer to CrimpSource at www.safehose.com for coupling recommendations and crimp specifications.

** **Stock:** "Y" indicates stocked item; "N" indicates non-stocked item. Stock status subject to change. Contact Parker Customer Service.

Series 7096 (Yellow)

Part Number	ID (in)	ID (mm)	Reinf Plies	OD (in)	OD (mm)	Approx Wt (lbs/ft)	Approx Wt (kg/ft)	Min Bend Rad (in)	Min Bend Rad (mm)	Max Rec WP (psi)	Max Rec WP (bar)	Perm Cplg Rec *	Std Pack Qty (ft)	Stock Status **
7096-75304	3/4	19.1	4	1.156	29.4	0.37	0.17	6.0	152.4	300	20.7	HY	400	Y
7096-7530450	3/4	19.1	4	1.156	29.4	0.37	0.17	6.0	152.4	300	20.7	HY	50	Y

* **Couplings:** Refer to CrimpSource at www.safehose.com for coupling recommendations and crimp specifications.

** **Stock:** "Y" indicates stocked item; "N" indicates non-stocked item. Stock status subject to change. Contact Parker Customer Service.